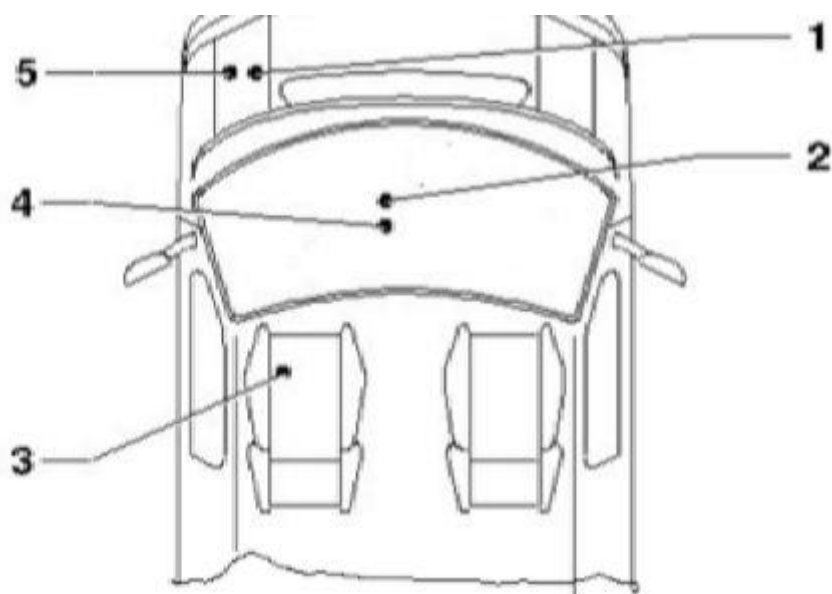
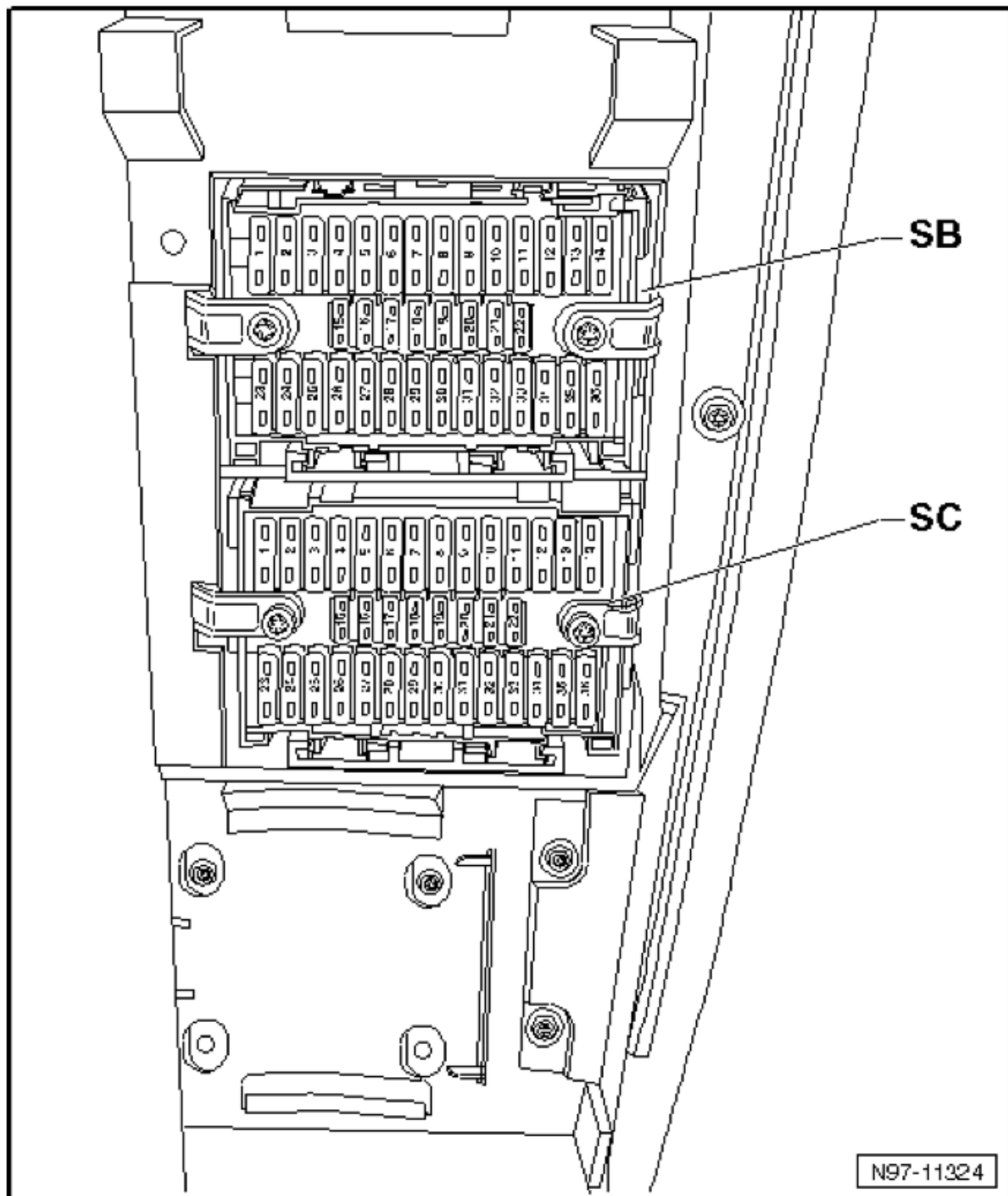


Fuse box location



| Fuse box | Location |
|------------------------|-----------------------------|
| 1 – Fuse holder D – SD | In right engine compartment |
| 2 – Fuse holder B – SB | In center dash panel |
| 3 – Fuse holder F – SF | Under left seat box |
| 4 – Fuse holder C – SC | in center dash panel |
| 5 – Fuse holder A – SA | In left engine compartment |

Fuse holder B and C – in the lower fuse box on centre of dash panel



Fuse holder B

| Fuse | Ampere [A] | Description |
|------|------------|--|
| 1 | 30 | Terminal 15 voltage supply relay -J329-30 |
| 2 | 5 | Steering angle sender -G85-30 |
| 3 | 10 | Onboard supply control unit -J519- 30 (T73b/39) |
| 4 | 5 | W8 Connection (15a), in rear wiring harness 15a- Lane change assist control unit 2 -J770- – Lane change assist control unit -J769- |
| 5 | 15 | Left headlight twin filament bulb -L1-56b |
| 6 | 15 | Left headlight twin filament bulb -L1-56a- |
| 7 | 15 | Onboard supply control unit -J519- (T73a/66) 1) |
| 8 | 15 | Rear lid control unit -J605-30 -20 A- Alarm horn -H12- 30- Onboard supply control unit - J519- (T73/16) – Left sliding door control unit -J558- – Rear lid control unit -J605- -Right sliding door control unit -J731- |
| 9 | 30 | Onboard supply control unit -J519-30 |
| 10 | 10 | Intermittent wiper switch -E22- 15- Rear wiper switch -E34- -Intermittent wiper regulator -E38- |
| 11 | 5 | Number plate light -X-58 |
| 12 | 5 | Light switch -E1-30 30 A |
| 13 | 7,5 | Airbag control unit -J234-15 |
| 14 | 25 | Steering column electronics control unit -30 J527- |
| 15 | 7,5 | Fresh air blower switch -E9-75 |
| 16 | 5 | Onboard supply control unit -J519- 15 (T73a/44) |
| 17 | 5 | Rear fog light warning lamp -K13- RFL-Rear left fog light bulb -L46- |
| 18 | 5 | Control unit in dash panel insert -J285-30 |
| 19 | 5 | Ignition/starter switch -D-86s |
| 20 | 5 | Diagnostic connection -U31-30 |
| 21 | 10 | Starter motor relay -J53- 50-Engine control unit -J623- |
| 22 | 7,5 | Control unit in dash panel insert -J285- 15-Diagnostic connection -U31- (T16/1) |
| 23 | 30 | Ignition/starter switch -D- 50 5 A-Onboard supply control unit -J519- (T73b/50) |
| 24 | 5 | Steering angle sender -G85-15 |
| 25 | 7,5 | Fresh air blower switch -E9-30 |
| 26 | 30 | Light switch -E1-75x |
| 27 | 15 | Right headlight twin filament bulb -L2- 56b- B456 Connection (56b), in main wiring – harness |
| 28 | 15 | Right headlight twin filament bulb -L2- 56a- B142 Positive connection 2 (56a), in interior – wiring harness -Control unit in dash panel insert -J285- (T32/14) |
| 29 | 10 | Dual signal inverter relay -J741-30a |
| 30 | 10 | Left washer jet heater element -Z20- 75- Right washer jet heater element -Z21- – Rear window wiper motor -V12- – Rear right wing door window wiper motor –V93- Rear left wing door window wiper motor -V92- |
| 31 | 30 | Onboard supply control unit -J519- 30 (T73a/73) |
| 32 | 30 | Onboard supply control unit -J519- 30 (T73a/68) |
| 33 | 30 | Radio -R- 30 Control unit with display for radio and navigation system -J503- |
| 34 | 25 | X-contact relief relay -J59- 15- Fuse 14 on fuse holder D -SD14- -Fuse 20 on fuse holder D -SD20- |
| 35 | 5 | B340 Connection 1 (58d), in main wiring 58d- harness -B341 Connection 2 (58d), in main wiring harness B342 Connection 3 (58d), in main wiring harness |
| 36 | 25 | Onboard supply control unit -J519- 30 (T73b/13) |

Note: 1) for models with roof console only

Fuse holder C

| Fuse | Ampere [A] | Description |
|------|------------|---|
| 1 | 15 | Trailer detector control unit -J345- 15a -10-pin connector -T10bh/1-75a |
| 2 | 5 | Interior monitor send and receive module 2 -30-G305- Anti-theft and tilt system control unit -J529- |
| 3 | 101 | Red Cross light switch -E10- 30 15 A-Red Cross light warning lamp -K100- |
| 4 | 10 | Differential lock control unit -J187- 15a- Rear differential lock switch -E121- -Four-wheel drive control unit -J492 |
| 5 | 5 | SC5-10A-6-pin connector -T6bn/5-75x |
| 6 | 5 | Oil level and oil temperature sender -G266-15 |
| 7 | 30 | Rotating light switch -E162- 30 10 A |
| 8 | 5 | Parking aid control unit -J446-30 |
| 9 | 5 | Steering column electronics control unit -30 J527- Adaptive cruise control unit -J428- |
| 10 | 10 | Left headlight range control motor -V48- 15 5 A-Right headlight range control motor -V49- Switches and instruments illumination regulator -E20 |
| 11 | 15 | Left sliding door control unit -J558-58 |
| 12 | 5 | Left day driving light bulb -L174-30 30 |
| 13 | 5 | Drive train CAN bus isolation relay -J788-15 |
| 14 | 5 | Right day driving light bulb -L175-30A |
| 15 | 5 | Mobile telephone operating electronics 15-control unit -J412- |
| 16 | 7,5 | Navigation system tuner for TV -J415- 30-Interface for external multimedia unit -R215- |
| 17 | 7,5 | Onboard supply control unit -J519- (T73/66) 30 1) -1) 30G 2) Interior lights and compartment lights 2) |
| 18 | 5 | Air conditioning system control unit -J301- 30- Rear fresh air blower switch -E179- – Operating and display unit for rear -Climatronic -E265- Rear blower regulation sender -G463- |
| 19 | 5 | Automatic anti-dazzle interior mirror -Y7- 86s |
| 20 | 10 | Onboard supply control unit -J519- 30 (T73a/64) |
| 21 | 5 | Rain sensor -G213-RPL |
| 22 | 5 | Air conditioning system pressure switch -15-F129- Air quality sensor -G238- |
| 23 | 10 | Residual heat relay -J708- 30a- Remote control receiver for auxiliary coolant -heater -R149- Auxiliary heater operating and display unit -E407- Operating and display unit for camping equipment -E153- |
| 24 | 7,5 | Left centre reading light -W39- 30G- Right centre reading light -W40- – Rear left reading light -W11- – Rear right reading light -W12- – Left interior light -W16- Right interior light -W17- – Rear left interior light -W47- -Rear right interior light -W48- |
| 25 | 25 | Seat heating control unit with regulator -J396- |
| 26 | 10 | Tachograph -G24-30 |
| 27 | 30 | D51 Positive connection 1 (15), in engine 15 compartment wiring harness – Fuse 13 on fuse holder D -SD13- -Fuse 23 on fuse holder D -SD23- |
| 28 | 5 | Mirror adjustment switch -E43- 15-Exterior mirror heater button -E231- |
| 29 | 25 | Heater control unit -J162-30 |
| 30 | 5 | Operating and display unit for camping 75-equipment -E153- Auxiliary coolant heater relay -J493- |
| 31 | 25 | Sliding sunroof adjustment control unit -30 5 AJ245- |
| 32 | 20 | Headlight washer system relay -J39-15 |
| 33 | 5 | Tachograph -G24-15 |
| 34 | 5 | Vacant15 |
| 35 | 20 | Onboard supply control unit -J519- 30 (T73b/11) |
| 36 | 5 | 10-pin connector -T10bh/9-30 |



FUSECARD



| | | | |
|----|--|----|-----|
| 23 | | 1 | |
| 24 | | 2 | |
| 25 | | 3 | |
| 26 | | 4 | |
| 27 | | 5 | |
| 28 | | 6 | |
| 29 | | 7 | |
| 30 | | 8 | |
| 31 | | 9 | |
| 32 | | 10 | |
| 33 | | 11 | |
| 34 | | 12 | ESP |
| 35 | | 13 | |
| 36 | | 14 | |

Option

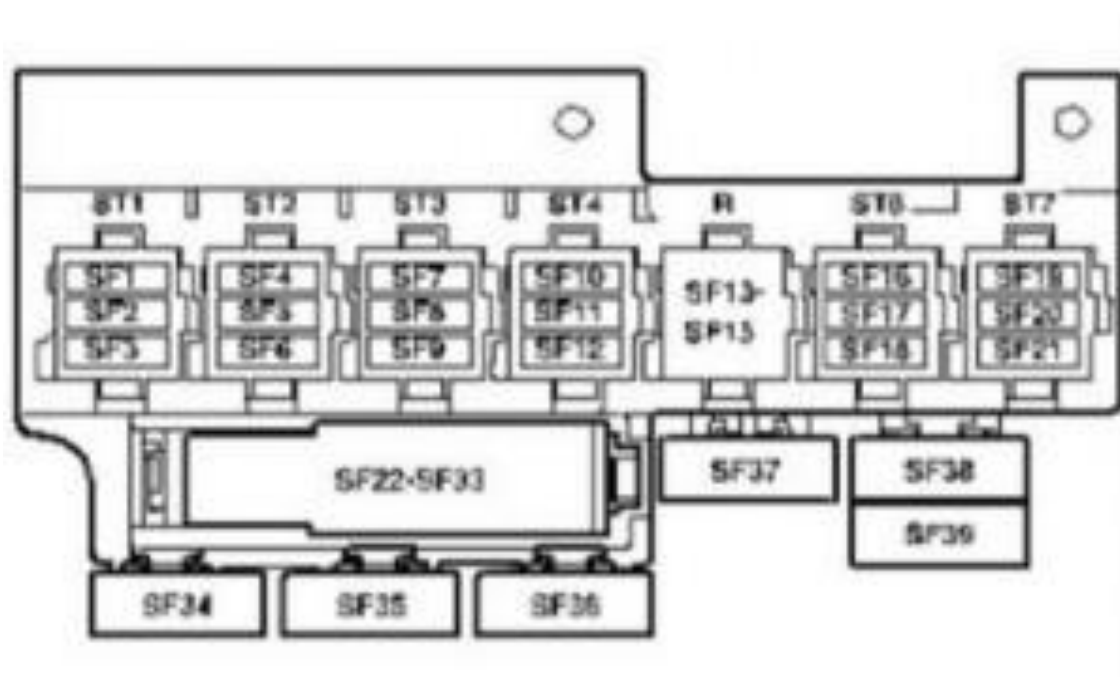


FUSECARD

| | | | |
|----|--|----|--|
| 23 | | 1 | |
| 24 | | 2 | |
| 25 | | 3 | |
| 26 | | 4 | |
| 27 | | 5 | |
| 28 | | 6 | |
| 29 | | 7 | |
| 30 | | 8 | |
| 31 | | 9 | |
| 32 | | 10 | |
| 33 | | 11 | |
| 34 | | 12 | |
| 35 | | 13 | |
| 36 | | 14 | |

7H0 010 391M Basis

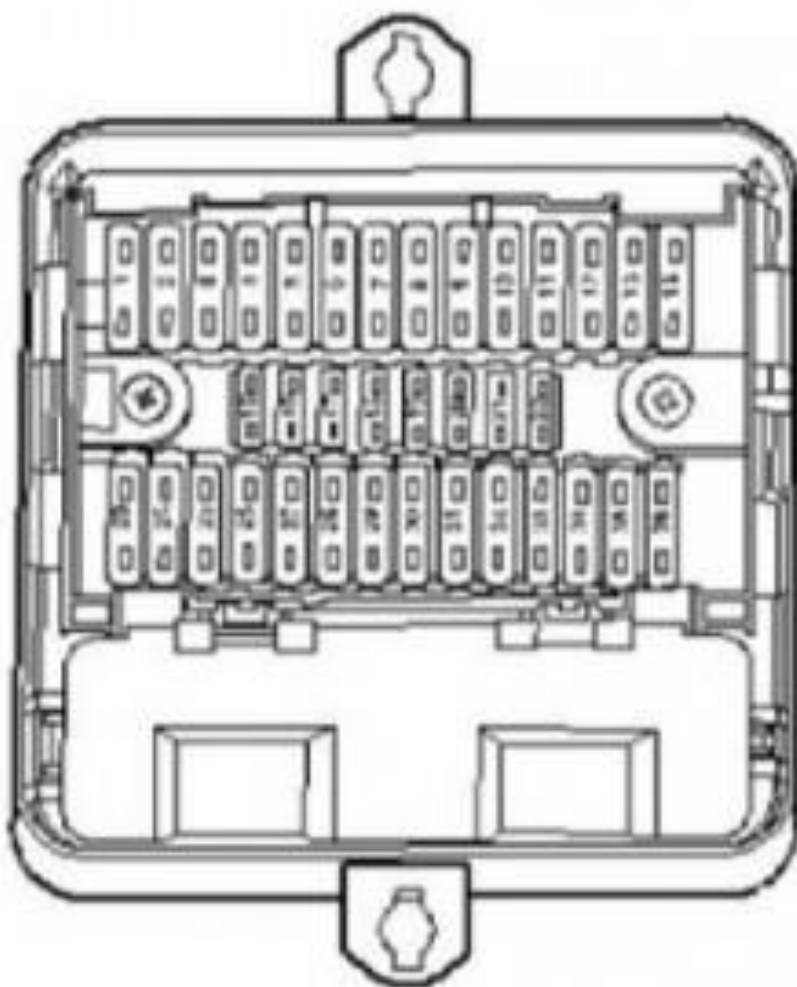
Fuse holder F (on left in seat box)



| Fuse | Ampere rating [A] | Description |
|------|-------------------|---|
| SF1 | 15 | |
| SF2 | 3 | |
| SF3 | 15 | |
| SF4 | 15 | |
| SF5 | 5 | |
| SF6 | 25 | |
| SF7 | 30 | 12 V socket |
| SF8 | 25 | Heater control unit, remote control receiver for auxiliary heating |
| SF9 | 25 | Fresh air blower isolation relay, Voice amplification control unit Rear blower regulation motor |
| SF10 | 3 | Auxiliary heater relay |
| | 15 | |
| SF11 | 15 | Cigarette lighter |
| SF12 | 15 | |
| SF13 | — | Vacant |
| SF14 | — | Vacant |
| SF15 | — | Vacant |
| SF16 | — | Vacant |
| SF17 | — | Vacant |
| SF18 | — | Vacant |
| SF19 | — | Vacant |
| SF20 | — | Vacant |
| SF21 | — | Vacant |
| SF22 | 15 | 12V Socket 2 |
| SF23 | 15 | 12V Socket 3 |
| SF24 | 10 | only models with auxiliary coolant heater |
| | 15 | |

| | | |
|------|-----|---|
| SF25 | 10 | Trailer detector control unit -J345-30 |
| SF26 | 20 | Trailer detector control unit -J345-30 |
| SF27 | 20 | Trailer detector control unit -J345-30 |
| SF28 | 7,5 | Reversing camera system control unit -J772-30a |
| SF29 | — | Vacant |
| SF30 | 5 | Voice amplification control unit -J656-30 |
| SF31 | — | Vacant |
| SF32 | — | Vacant |
| SF33 | 15 | Driver seat lumbar support adjustment 30 switch |
| SF34 | 40 | Right sliding door control unit -J731- |
| SF35 | 80 | Battery isolation relay -J7-30 |
| SF36 | 40 | 17-pin connector |

Fuse holder D in electronics box in engine compartment

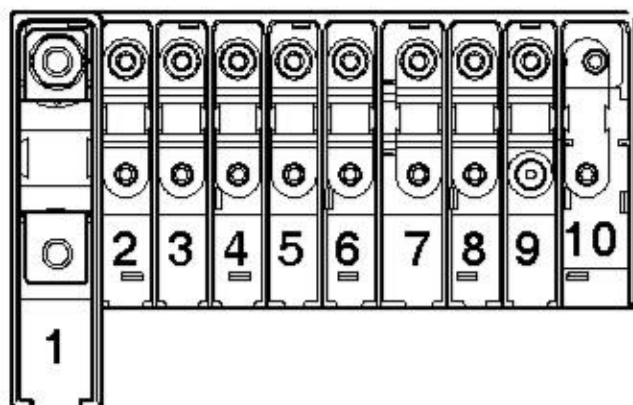


| Fuse | Ampere rating [A] | Description |
|------|----------------------|---|
| 1 | 5 | Radiator fan control unit -J293-87 |
| 2 | 5 | Additional coolant pump relay -J496-30 |
| 3 | 5 | Heater element for crankcase breather -N79-15 |
| 4 | — | Vacant |
| 5 | 15 | Mechatronic unit for dual clutch gearbox -30 J743- Selector lever lock solenoid -N110- Selector lever |
| 6 | 30 | ABS control unit -J104-30 |
| 7 | — | Vacant |
| 8 | — | Vacant |
| 9 | 5 | Engine control unit -J623-30 |
| 10 | 5 | Secondary air pump relay -J299- |
| | 15 | Charge pressure control solenoid valve -N75- – Activated charcoal filter system solenoid – valve 1 -N80- -Exhaust gas recirculation cooler change-over valve -N345- Charge pressure control solenoid valve 2 -N274- |
| 11 | 30 | Headlight main beam relay -J12— |

| | | |
|----|----|--|
| 12 | 10 | Fuel metering valve -N290- 15 -Fuel pressure regulating valve -N276-or 87 |
| 13 | 10 | Left gas discharge light control unit -J343-15 |
| 14 | 5 | Fuel pump relay -J17- 15- Relay for supplementary fuel pump -J832- -Clutch pedal switch -F36- |
| 15 | 10 | Reversing light switch -F4-15 |
| 16 | 5 | Air mass meter -G70- 15 Brake light switch -F-17- |
| 17 | 5 | TCS and ESP button -E256- 15-ABS control unit -J104- |
| 18 | 5 | Power steering control unit -J500— |
| 19 | 5 | Clutch pedal switch -F36- 15-Air mass meter -G70-1) |
| 20 | 5 | Engine control unit -J623-15 |
| 21 | 5 | Exhaust gas recirculation valve -N18-87 |
| 22 | 10 | Injector, cylinder 1 -N30- 87a- Injector, cylinder 2 -N31- – Injector, cylinder 3 -N32- - Injector, cylinder 4 -N33- |
| 23 | 10 | Right gas discharge light control unit -J344-15 |
| 24 | 5 | Mechatronic unit for dual clutch gearbox -15 J743- Selector lever -E313- |
| 25 | 30 | Engine control unit -J623- 87-Ignition transformer -N152- |
| 26 | 5 | Left day driving light bulb -L174-87 |
| 27 | 10 | Continued coolant circulation pump -V51-87 |
| 28 | 15 | Treble tone horn -H2-4) 30 |
| 29 | 5 | Right day driving light bulb -L175-87 |
| 30 | 20 | Fuel system pressurisation pump -G6- 30 – Fuel pump relay -J17- -Relay for supplementary fuel pump -J832- |
| 31 | 15 | Lambda probe heater -Z19- Lambda probe 1 heater after catalytic converter -Z29-2) |
| 32 | 30 | 3) -Engine control unit -J623- 5 AElectric fuel pump 2 relay -J49-2) |
| 33 | 5 | Additional coolant pump relay -J496-87 |
| 34 | 5 | Onboard supply control unit -J519- (T73b/59)30 |
| 35 | — | Vacant87 |
| 36 | 30 | Additional coolant pump relay -J496-30 |

Fuse holder A – in engine bay

Fuse Holder "A"



| Fuse | Ampere rating [A] | Description |
|------|-------------------|---|
| 1 | 175 | Alternator -C-30 225 A- |
| 2 | 125 | X-contact relief relay -J59- 30- B298 Positive connection 2 (30), in – main wiring harness -B301 Positive connection 5 (30), in main wiring harness B302 Positive connection 6 (30), in main wiring harness B303 Positive connection 7 (30), in main wiring harness B304 Positive connection 8 (30), in main wiring harness B305 Positive connection 9 (30), in main wiring harness Fuse 9 on fuse holder B -SB9- Fuse 14 on fuse holder B -SB14- |
| 3 | 50 | Battery isolation relay -J7- 30 100 A- Second battery charging circuit relay -J713- B310 Positive connection 14 (30), in main wiring harness B311 Positive connection 15 (30), in main wiring harness |
| 4 | 70 | D50 Positive connection (30), in engine 30 compartment wiring harness |
| 5 | 50 | ABS control unit fuse 1 -S123- 30-Fuse 6 on fuse holder D -SD6- |
| 6 | 60 | Automatic glow period control unit -30 50 A-J179- Secondary air pump relay -J299- |
| 7 | 100 | Radiator fan control unit -J293-30 |
| 8 | 40 | adiator fan control unit -J293-30 8 – Fuse -40 A – B169 Positive connection 1 (30), in 30 50 A interior wiring harness 100 A- B170 Positive connection 2 (30), in interior wiring harness – Fuse 9 on fuse holder F -SF9- – Fuse 14 on fuse holder F -SF14- – Fuse 22 on fuse holder F -SF22- – Fuse 23 on fuse holder F -SF23- -Fuse 24 on fuse holder F -SF24- |
| 9 | 100 | B272 Positive connection (30), in main 30- wiring harness B299 Positive connection 3 (30), in main wiring harness |